



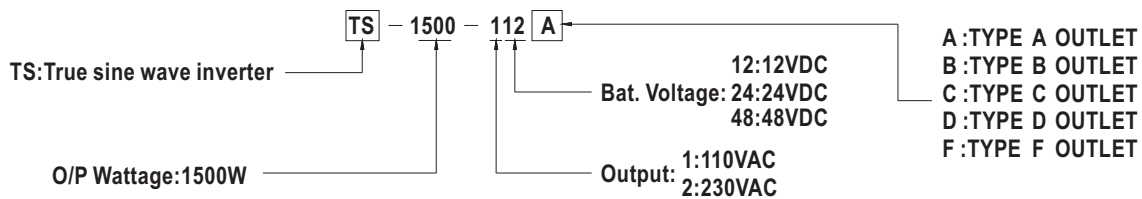
## ■ Features :

- True sine wave output (THD<3%)
- High surge power up to 3000W
- High efficiency up to 91%
- Power ON-OFF switch
- Standby saving mode can be selectable
- Front panel indicator for operation status
- Thermostatically controlled cooling fan
- Protections: Bat. low alarm / Bat. low shutdown / Over voltage / Over temp. / Output short / Input polarity reverse / Overload
- Application : Home appliance, power tools, office and portable equipment, vehicle and yacht ...etc.
- Optional monitoring connection cable (MW order No.: TN1500-RS232)
- 3 years warranty

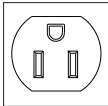
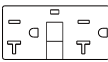
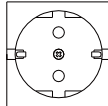
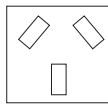
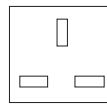







## SPECIFICATION

MODEL NO.		TS-1500-112□	TS-1500-124□	TS-1500-148□	TS-1500-212□	TS-1500-224□	TS-1500-248□	
		□ = A, F			□ = B, C, D			
OUTPUT	RATED POWER (Typ.)	1500W						
	MAXIMUM OUTPUT POWER (Typ.)	1725W for 180 sec. / 1875W for 10 sec. / surge power 3000W for 30 cycles						
	AC VOLTAGE	100 / 110 / 115 / 120VAC selectable by setting button			200 / 220 / 230 / 240VAC selectable by setting button			
	FREQUENCY	Note.9	60±0.1Hz 50/60Hz selectable by setting button S.W		50±0.1Hz 50/60Hz selectable by setting button S.W			
	WAVEFORM	Note.2	True sine wave (THD<3%)					
	AC REGULATION (Typ.)	±3.0%						
	SAVING MODE (Typ.)	Default disabled. Load≤5W will be changed to standby mode						
	FRONT PANEL INDICATOR	Battery voltage level, output load level, saving mode, fault and operation status						
INPUT	BAT. VOLTAGE	12V	24V	48V	12V	24V	48V	
	VOLTAGE RANGE (Typ.)	Note.3,6	10.5 ~ 15VDC	21 ~ 30VDC	42 ~ 60VDC	10.5 ~ 15VDC	21 ~ 30VDC	42 ~ 60VDC
	DC CURRENT (Typ.)	Note.5	150A	75A	37.5A	150A	75A	37.5A
	NO LOAD DISSIPATION (Typ.)	≤18W @ standby saving mode						
	OFF MODE CURRENT DRAW	≤1mA						
	EFFICIENCY (Typ.)	Note.2	87%	89%	89%	88%	90%	91%
	BATTERY TYPES	Open & sealed Lead Acid						
BATTERY INPUT PROTECTION	FUSE	40A*5	30A*3	30A*2	40A*5	30A*3	30A*2	
	BAT. LOW ALARM	11.3±4%	22.5±4%	45±4%	11.3±4%	22.5±4%	45±4%	
	BAT. LOW SHUTDOWN	10.5±4%	21±4%	42±4%	10.5±4%	21±4%	42±4%	
	REVERSE POLARITY	By internal fuse open						
OUTPUT PROTECTION	OVER TEMPERATURE	82℃ ± 5℃	82℃ ± 5℃	96℃ ± 5℃	68℃ ± 5℃	68℃ ± 5℃	68℃ ± 5℃	
		Protection type : Shut down o/p voltage, re-power on to recover; by internal RTH3 detect on heatsink of power transistor						
	OUTPUT SHORT	Protection type : Shut down o/p voltage, re-power on to recover						
	OVER LOAD (Typ.)	105 ~ 115% load for 180 sec., 115% ~ 125% load for 10 sec.						
		Protection type : Shut down o/p voltage, re-power on to recover						
ENVIRONMENT	GFCI PROTECTION	UL458 (only for "GFCI" receptacle-Type F )			None			
	WORKING TEMP.	Note.1	0 ~ +40℃ @ 100% load ; 60℃ @ 50% load					
	WORKING HUMIDITY	20% ~ 90% RH non-condensing						
	STORAGE TEMP., HUMIDITY	-30 ~ +70℃ / -22 ~ +158°F, 10 ~ 95% RH non-condensing						
	VIBRATION	10 ~ 500Hz, 3G 10min./1cycle, 60min. each along X, Y, Z axes						
SAFETY & EMC	SAFETY STANDARDS	UL458 (only for "GFCI" receptacle-Type F ), EAC TP TC 004		EAC TP TC 004	IEC62368-1 CB, EAC TP TC 004 approved			
	WITHSTAND VOLTAGE	Bat I/P - AC O/P:3.0KVAC AC O/P - FG:1.5KVAC						
	ISOLATION RESISTANCE	Bat I/P - AC O/P, Bat I/P - FG, AC O/P - FG: 100M ohms / 500VDC / 25℃ / 70% RH						
	EMC EMISSION	Compliance to FCC class A, EAC TP TC 020			Compliance to EN55032 class B, 72/ 245/ CEE, 95/ 54/ CE, E-Mark, EAC TP TC 020			
	EMC IMMUNITY	Compliance to EAC TP TC 020			Compliance to EN61000-4-2,3,8, EAC TP TC 020			
OTHERS	CONTROL WIRING	RJ11 -RS232 (Option)						
	DIMENSION	420*220*88mm (L*W*H)						
	PACKING	6.81Kg; 2pcs/14.6Kg/1.61CUFT						
NOTE	1.Output derating capacity referenced by curve 1. 2.TH.D and Efficiency is tested by 1000W, linear load at 13V, 26V, 52V input voltage. 3.Input derating capacity referenced by curve 2. 4.All parameters not specified above are measured at rated load, 25℃ of ambient temperature and set to factory setting. 5.DC current is tested by 1500W, linear load at 13V, 26V, 52V input voltage. 6.The tolerance of each voltage value by models is:112/212→±0.5V;124/224→±1V;148/248→±2V. 7.Please do not turn on the inverter before start the engine if inverter connect to vehicle's battery directly. 8.The ambient temperature derating of 3.5℃/1000m with fanless models and of 5℃/1000m with fan models for operating altitude higher than 2000m(6500ft). 9.Type F for 60Hz only. ※ Product Liability Disclaimer : For detailed information, please refer to <a href="https://www.meanwell.com/serviceDisclaimer.aspx">https://www.meanwell.com/serviceDisclaimer.aspx</a>							

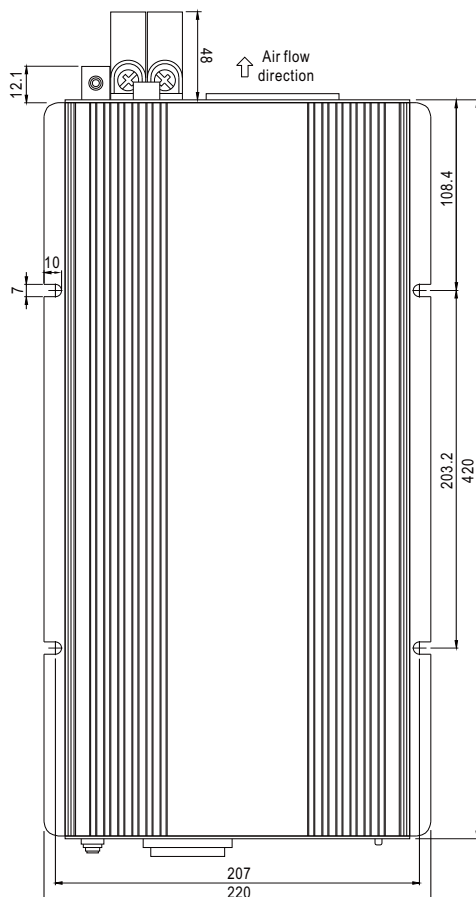
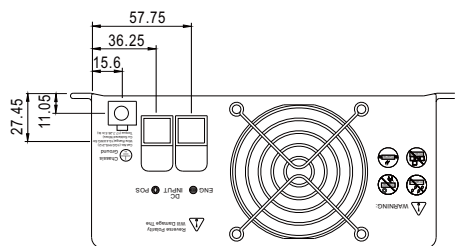


### AC Output Socket (optional)

MODEL NO.	TS-1500-112 <input type="checkbox"/>	TS-1500-124 <input type="checkbox"/>	TS-1500-148 <input type="checkbox"/>	TS-1500-212 <input type="checkbox"/>	TS-1500-224 <input type="checkbox"/>	TS-1500-248 <input type="checkbox"/>
Socket type						
	TYPE-A		TYPE-F	TYPE-B	TYPE-C	TYPE-D
	Standard		Optional	Standard	Optional	Optional
Country	USA		GFCI (60Hz)	EUROPE	AUSTRALIA	U.K
Certificate						

### Mechanical Specification

Unit:mm



### Derating Curve

