

FO converters - PSI-MOS-PROFIB/FO 850 T - 2708261

Please be informed that the data shown in this PDF Document is generated from our Online Catalog. Please find the complete data in the user's documentation. Our General Terms of Use for Downloads are valid (<http://phoenixcontact.com/download>)



FO converter with integrated optical diagnostics, alarm contact, for PROFIBUS up to 12 Mbps, T-coupler with two FO interfaces (BFOC), 850 nm, for PCF/fiberglass cable (multimode)

Product Description

The PSI-MOS-PROFIB/FO... devices convert copper-based PROFIBUS interfaces to fiber optics.

The integrated optical diagnostics allow permanent monitoring of the FO paths during installation and also during operation. The floating switch contact is activated when the signal output on the fiber optic paths drops to a critical level.

The PSI-MOS-PROFIB/FO... T T-couplers allow the interface to be converted for two FO cables. They can be used to create linear structures and ring structures for increased system availability.

Your advantages

- ✓ Connections can be plugged in using a COMBICON screw terminal block
- ✓ Can be combined with the PSI copper repeater in a modular way using DIN rail connectors
- ✓ Supply voltage and data signals routed through via DIN rail connectors
- ✓ Automatic data rate detection or fixed data rate setting via DIP switches
- ✓ High-quality electrical isolation between all interfaces (PROFIBUS // fiber optic ports // power supply // DIN rail connector)
- ✓ Redundant power supply possible by means of optional system power supply unit
- ✓ Approved for use in zone 2
- ✓ Integrated optical diagnostics for continuous monitoring of fiber optic paths
- ✓ Intrinsically safe fiber optic interface (Ex op is) for direct connection to devices in zone 1
- ✓ Floating switch contact for leading alarm generation in relation to critical fiber optic paths
- ✓ Suitable for all data rates up to 12 Mbps
- ✓ Bit retiming for any cascading depth
- ✓ Shipbuilding approval in accordance with DNV GL

FO converters - PSI-MOS-PROFIB/FO 850 T - 2708261

Technical data

Note

Utilization restriction	EMC: class A product, see manufacturer's declaration in the download area
-------------------------	---

Dimensions

Width	35 mm
Height	99 mm
Depth	106 mm

Ambient conditions

Ambient temperature (operation)	-20 °C ... 60 °C
Ambient temperature (storage/transport)	-40 °C ... 85 °C
Permissible humidity (operation)	30 % ... 95 % (non-condensing)
Altitude	≤ 5000 m (For restrictions, see the manufacturer's declaration for altitude operation)
Degree of protection	IP20
Noise immunity	EN 61000-6-2:2005

General

Bit delay	≤ 1 bit
Bit distortion, input	± 35 % (permitted)
Bit distortion, output	< 6.25 %
Electrical isolation	VCC // RS-485
Test voltage data interface/power supply	1.5 kV _{rms} (50 Hz, 1 min.)
Electromagnetic compatibility	Conformance with EMC Directive 2014/30/EU
Noise emission	EN 55011
Net weight	265.2 g
Housing material	PA 6.6-FR
Color	green
MTBF	149 Years (Telcordia standard, 25°C temperature, 21% operating cycle (5 days a week, 8 hours a day))
	24 Years (Telcordia standard, 40°C temperature, 34.25% operating cycle (5 days a week, 12 hours a day))
MTTF	212 Years (SN 29500 standard, temperature 25°C, operating cycle 21%)
	150 Years (SN 29500 standard, temperature 40°C, operating cycle 34.25%)
	86 Years (SN 29500 standard, temperature 40°C, operating cycle 100%)

Power supply

Nominal supply voltage	24 V DC (With UL approval)
Supply voltage range	18 V DC ... 30 V DC
Max. current consumption	130 mA
Typical current consumption	120 mA (24 V DC)
Connection method	COMBICON plug-in screw terminal block

FO converters - PSI-MOS-PROFIB/FO 850 T - 2708261

Technical data

Interfaces

Interface 1	PROFIBUS acc. to IEC 61158, RS-485 2-wire, half duplex, automatic control
Interface	PROFIBUS
Operating mode	Semi-duplex
Connection method	D-SUB-9 female connector
File format/coding	UART (11 Bit, NRZ)
Data direction switching	Automatic control
Transmission medium	Copper
Transmission length	≤ 1200 m (depending on the data rate, with shielded, twisted pair data cable)
Conductor cross section solid min.	0.2 mm ²
Conductor cross section solid max.	2.5 mm ²
Conductor cross section flexible min.	0.2 mm ²
Conductor cross section flexible max.	2.5 mm ²
Conductor cross section AWG min.	24
Conductor cross section AWG max.	14
Serial transmission speed	≤ 12 Mbps

Optical interface FO

No. of channels	2
Transmit capacity, minimum	-4.2 dBm (200/230 µm)
	-17.8 dBm (50/125 µm)
	-14.6 dBm (62,5/125 µm)
Minimum receiver sensitivity	-30 dBm (50/125 µm)
Overrange receiver	-3 dBm (200/230 µm)
Wavelength	850 nm
Transmission length incl. 3 dB system reserve	2600 m (with F-G 50/125 2.5 dB/km)
	3300 m (with F-G 62,5/125 3.0 dB/km)
	800 m (With F-K 200/230 10 dB/km with quick mounting connector)
Transmission medium	PCF fiber
	Multi-mode fiberglass
Transmission protocol	Protocol-transparent to the RS-485 interface
Connection method	B-FOC (ST®)

Digital outputs

Output name	Relay output
Output description	Alarm output
Number of outputs	1
Maximum switching voltage	60 V DC
	42 V AC
Limiting continuous current	0.46 A

Conformance/approvals

FO converters - PSI-MOS-PROFIB/FO 850 T - 2708261

Technical data

Conformance/approvals

Designation	CE
Identification	CE-compliant
Designation	EAC
Identification	EAC
Designation	ATEX
Identification	# II 3 G Ex nA nC IIC T4 Gc X
Additional text	Please follow the special installation instructions in the documentation!
Designation	ATEX, FO interface
Identification	# II (2) G [Ex op is Gb] IIC
	# II (2) D [Ex op is Db] IIIC
Certificate	PTB 06 ATEX 2042 U
Additional text	Please follow the special installation instructions in the documentation!
Designation	UL, USA/Canada
Identification	Class I, Zone 2, AEx nc IIC T5
	Class I, Zone 2, Ex nC nL IIC T5 X
	Class I, Div. 2, Groups A, B, C, D
Designation	PTB
	PROFIBUS approval
Additional text	PROFIBUS-Center Netherlands
Designation	Corrosive gas test
Identification	ISA-S71.04-1985 G3 Harsh Group A
Designation	Shipbuilding
Identification	DNV GL
Temperature	B
Humidity	A
Vibration	A
EMC	B
Enclosure	Required protection according to the Rules shall be provided upon installation on board

Standards and Regulations

Electromagnetic compatibility	Conformance with EMC Directive 2014/30/EU
Type of test	Vibration resistance in acc. with EN 60068-2-6/IEC 60068-2-6
Test result	5g, 10...150 Hz, 2.5 h, in XYZ direction
Type of test	Shock in acc. with EN 60068-2-27/IEC 60068-2-27
Test result	15g, 11 ms period, half-sine shock pulse
Noise emission	EN 55011
Noise immunity	EN 61000-6-2:2005
Free from substances that could impair the application of coating	according to P-VW 3.10.7 57 65 0 VW-AUDI-Seat central standard
Connection in acc. with standard	CUL
Standards/regulations	EN 61000-4-2

FO converters - PSI-MOS-PROFIB/FO 850 T - 2708261

Technical data

Standards and Regulations

Contact discharge	± 6 kV
Standards/regulations	EN 61000-4-3
	EN 61000-4-4
Comments	Criterion B
Standards/regulations	EN 61000-4-5
Signal	± 1 kV
Standards/regulations	EN 55011
	EN 61000-4-6

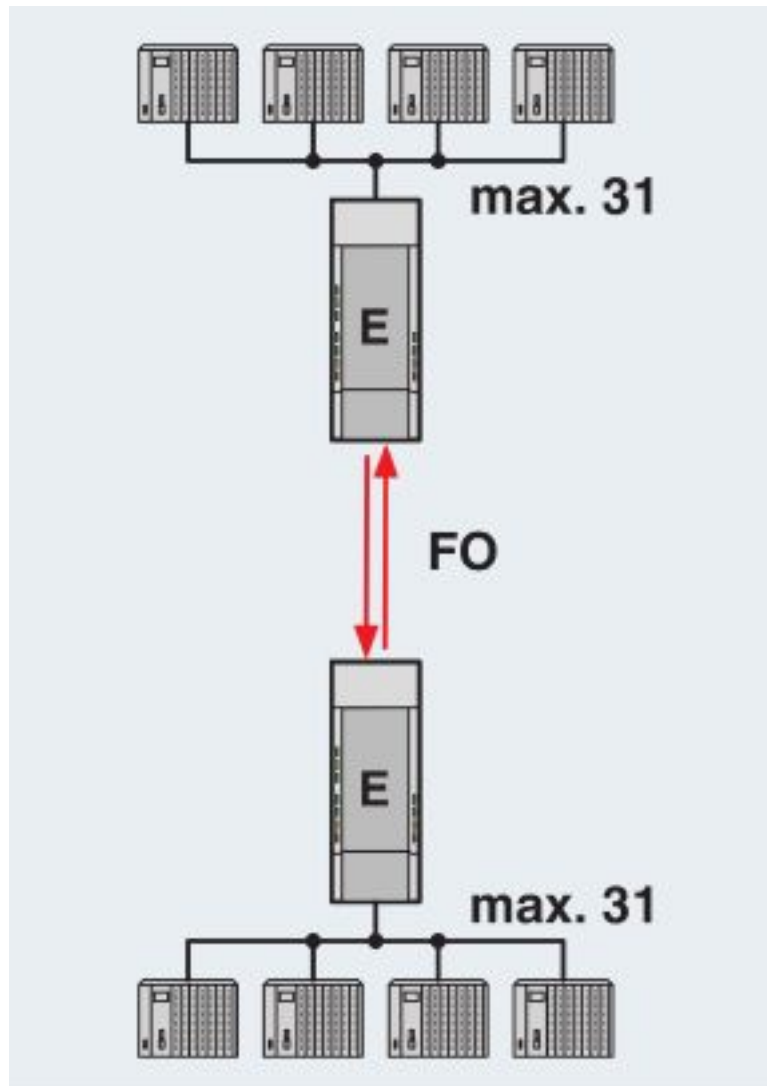
Environmental Product Compliance

REACH SVHC	Lead 7439-92-1
China RoHS	Environmentally Friendly Use Period = 50 years
	For details about hazardous substances go to tab "Downloads", Category "Manufacturer's declaration"

Drawings

FO converters - PSI-MOS-PROFIB/FO 850 T - 2708261

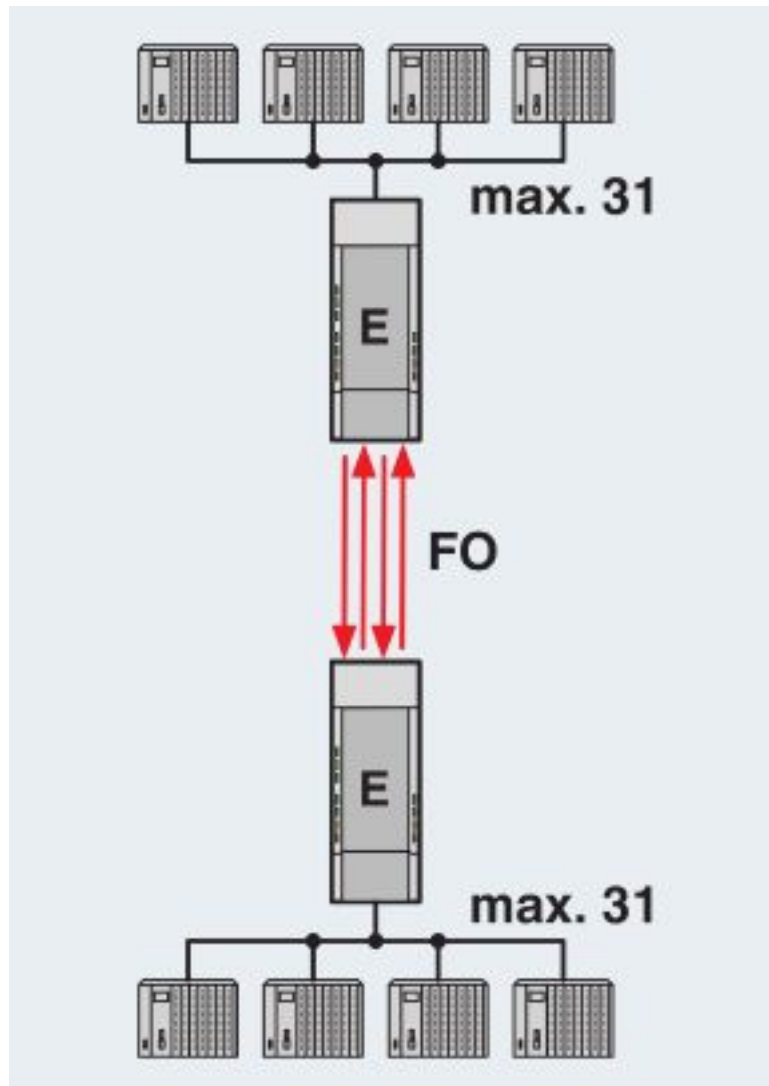
Application drawing



Point-to-point connection

FO converters - PSI-MOS-PROFIB/FO 850 T - 2708261

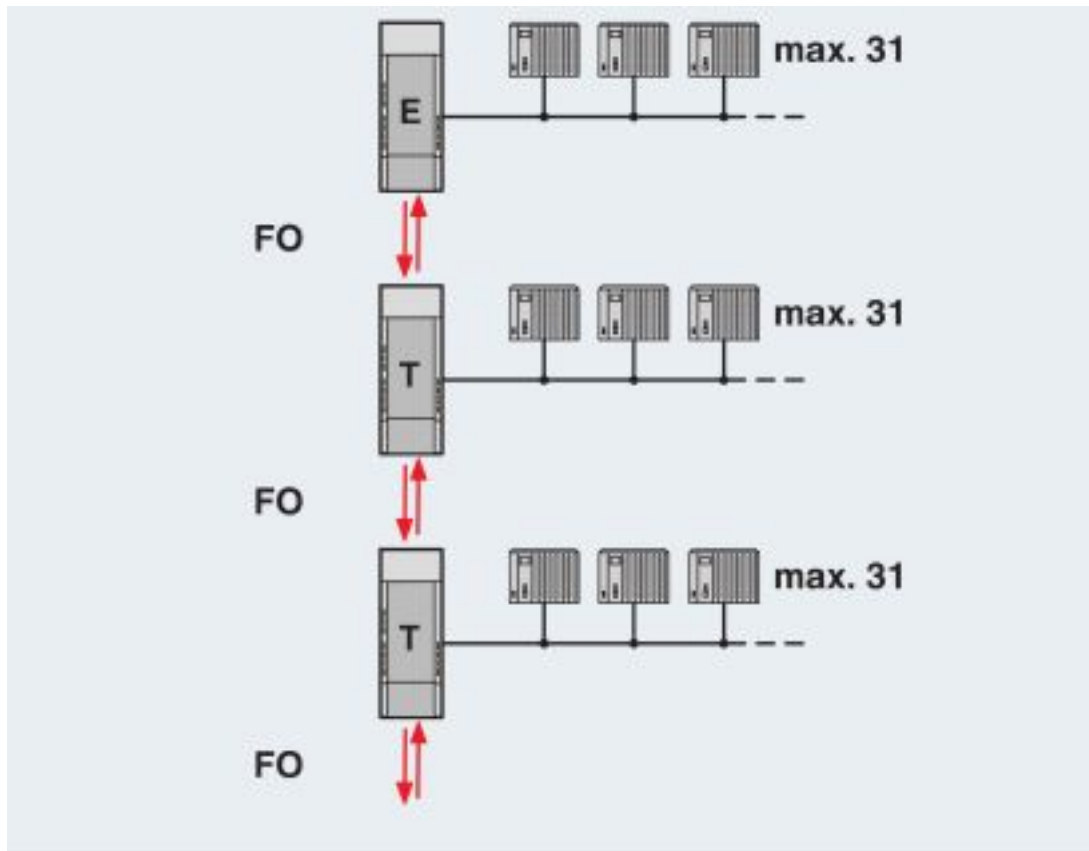
Application drawing



Redundant point-to-point connection

FO converters - PSI-MOS-PROFIB/FO 850 T - 2708261

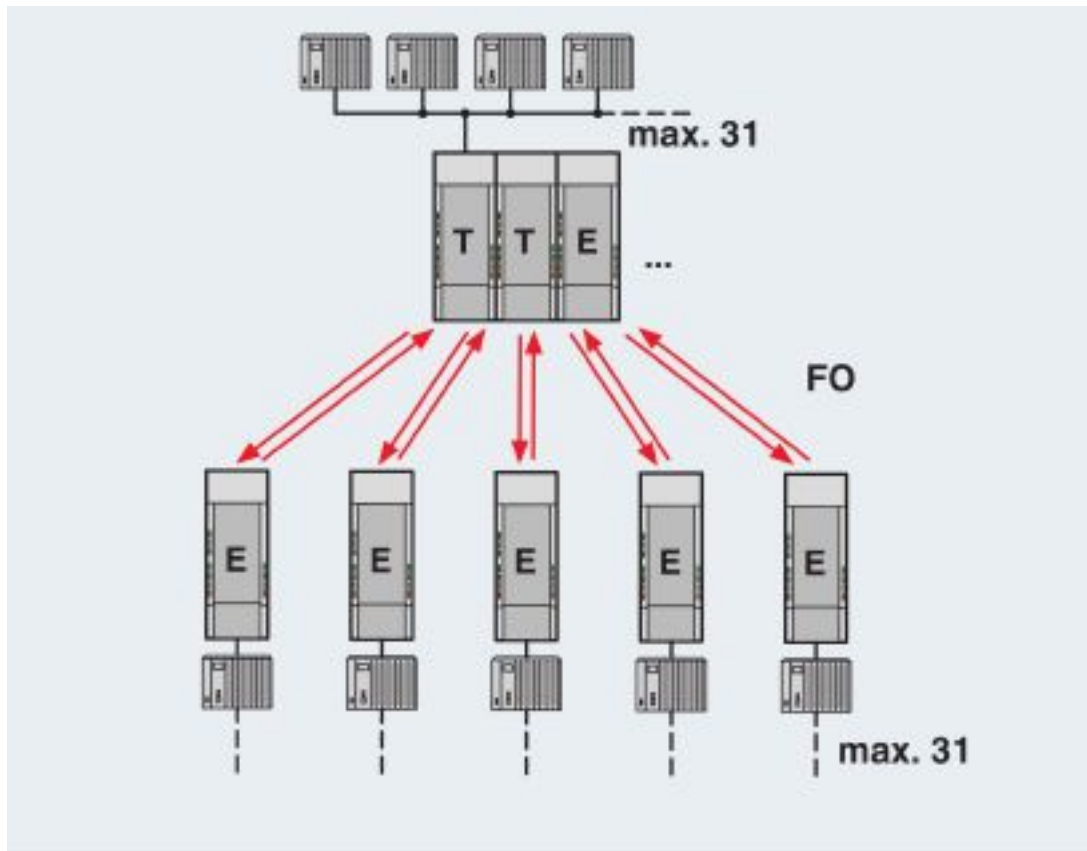
Application drawing



Line structure

FO converters - PSI-MOS-PROFIB/FO 850 T - 2708261

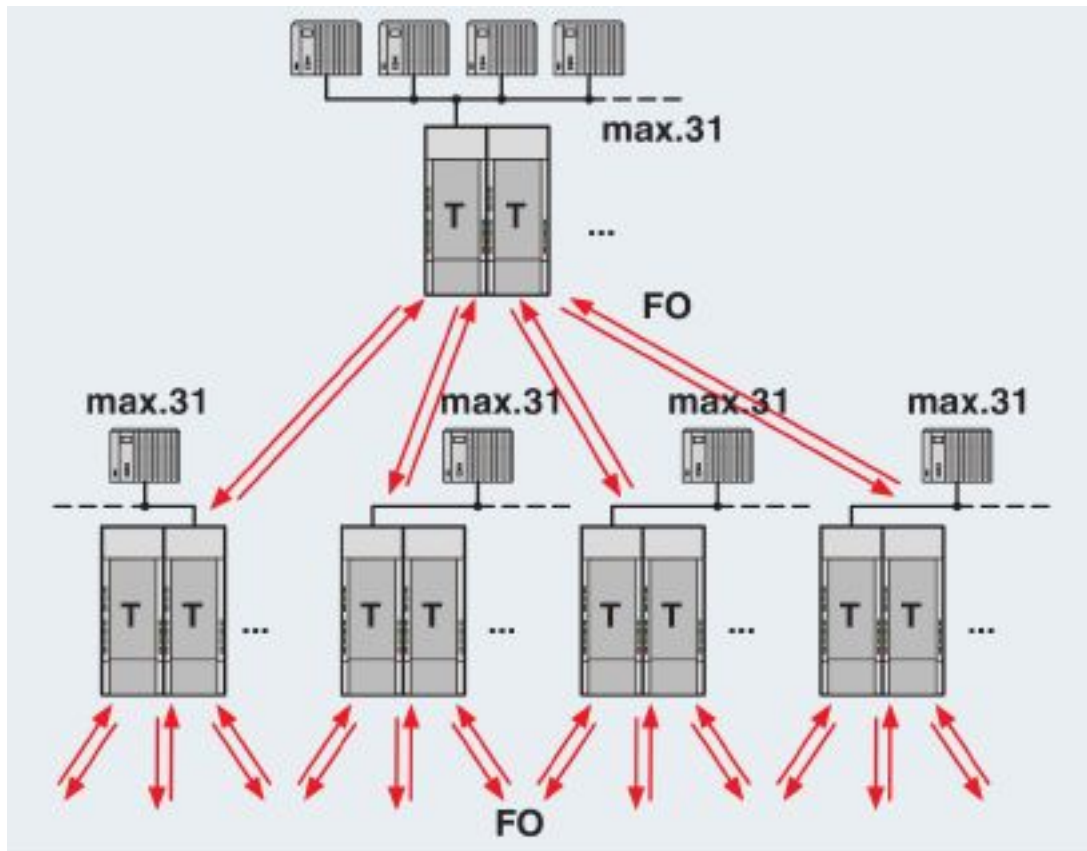
Application drawing



Star structure

FO converters - PSI-MOS-PROFIB/FO 850 T - 2708261

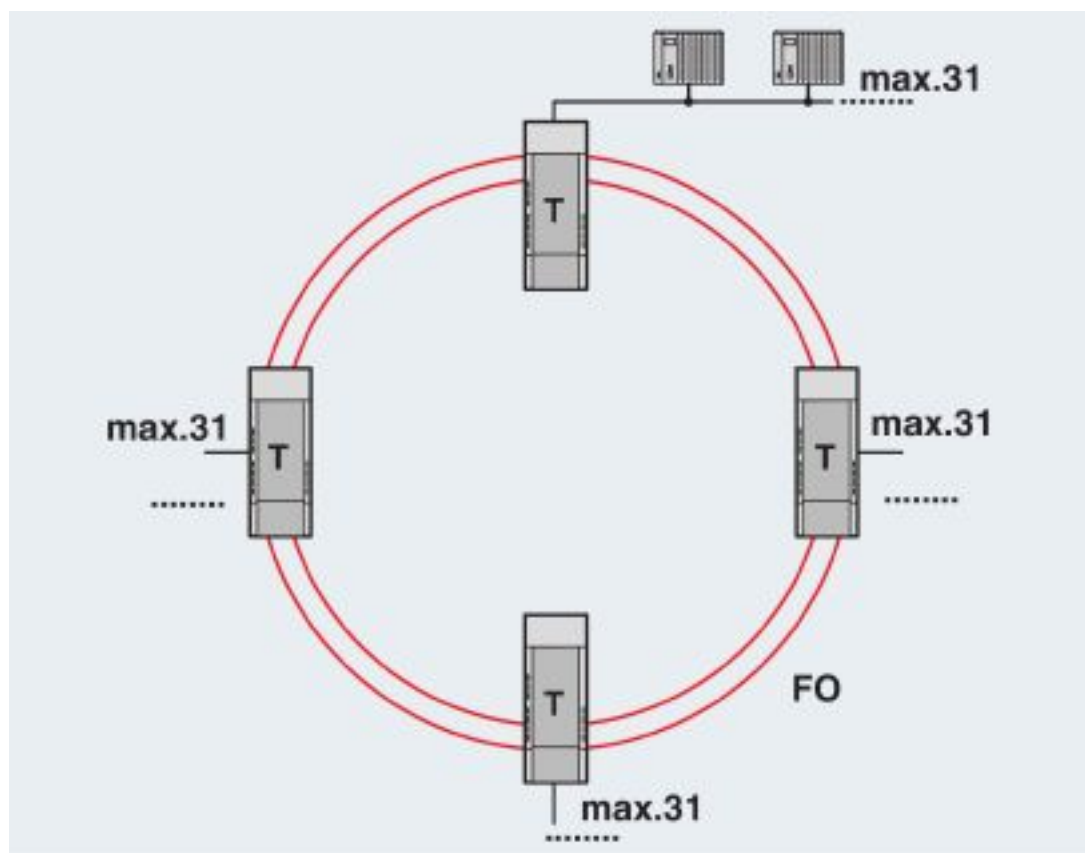
Application drawing



Tree structure

FO converters - PSI-MOS-PROFIB/FO 850 T - 2708261

Application drawing



Redundant FO ring

Classifications

eCl@ss

eCl@ss 10.0.1	19170132
eCl@ss 4.0	27230200
eCl@ss 4.1	27230200
eCl@ss 5.0	27230200
eCl@ss 5.1	27230200
eCl@ss 6.0	19179200
eCl@ss 7.0	19179290
eCl@ss 8.0	19179290
eCl@ss 9.0	19170114

ETIM

ETIM 2.0	EC001423
ETIM 3.0	EC001423
ETIM 4.0	EC001423
ETIM 5.0	EC000310

FO converters - PSI-MOS-PROFIB/FO 850 T - 2708261

Classifications

ETIM

ETIM 6.0	EC001467
ETIM 7.0	EC001467

UNSPSC

UNSPSC 6.01	30211506
UNSPSC 7.0901	39121008
UNSPSC 11	39121008
UNSPSC 12.01	39121008
UNSPSC 13.2	43222604
UNSPSC 18.0	43223323
UNSPSC 19.0	43223323
UNSPSC 20.0	43223323
UNSPSC 21.0	43223323